




**UNION GALVASTEEL**  
A PHINMA COMPANY



# LAVERNE® TILE

**Sa Tibay at Ganda, PANALO KAI!®**

ISO 9001:2008  
ISO 14001:2004  
ISO CERTIFIED COMPANY

**MAIN PLANT AND HEAD OFFICE:** Chipeco Ave. Ext., Brgy. Real, Calamba City, Laguna

Tel. Nos.: (02) 520 8822 to 23, (02) 520 8830 to 32, (049) 545 0086 to 87 Fax Nos.: (02) 519 4205, (02) 520 8820; (049) 545 2533

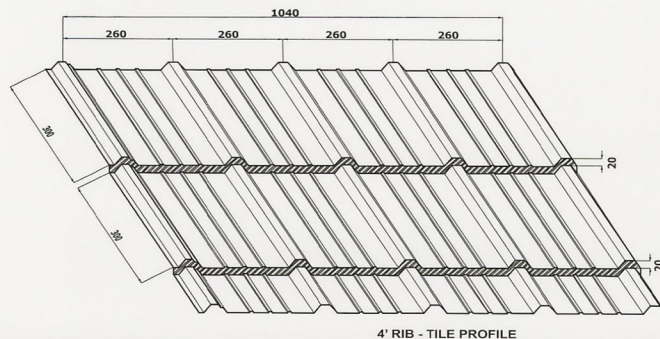
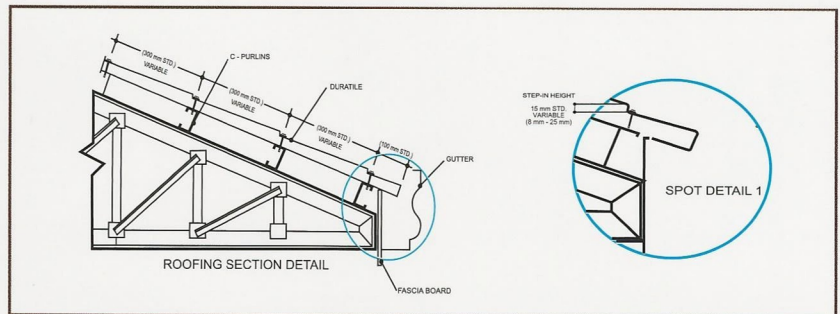
[www.uniongalvasteel.com.ph](http://www.uniongalvasteel.com.ph)



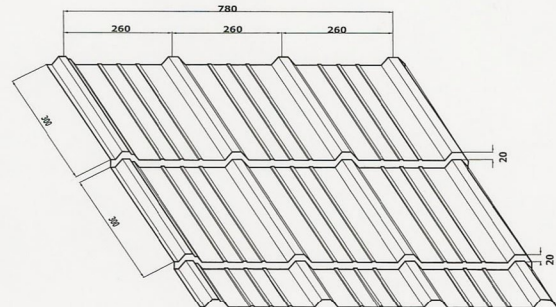


## PRODUCT INFORMATION

<b>Substrate / Reference Standard</b>	Hot-dip Zinc-Coated Steel Coils PNS 1990:2004; JIS G 3302; ASTM A 653; ISO 3575 Hot-dip 55% Aluminum-Zinc Coated Steel Coils PNS 1993:2004; JIS G 3321; ASTM A 792; ISO 9364
<b>Nominal Thickness</b>	0.30 to 0.60 mm
<b>Feed Width</b>	915 and 1220 mm
<b>Effective Coverage</b>	780 and 1040 mm
<b>Paint Coating System</b>	Oven cured high performance quality epoxy primer and polyester top coat and back coat paints
<b>Also Available upon request</b>	Silicone Modified Polyester (SMP) and Polyvinylidene Difluoride (PVDF)
<b>Paint Coating Thickness</b>	For Regular Colors: Topcoat 12 - 20 microns; Backcoat 4 - 8 microns For Multi Colors & Woodgrain: Topcoat 22 - 28 microns; Backcoat 4 - 8 microns
<b>Available Colors</b>	Red, Green, Beige, Blue, Orange, White, Brown Special Color also available upon request
<b>Module Distance</b>	Standard: 300 mm Variable: 260 mm minimum
<b>Purlin Spacing</b>	Equal to module distance
<b>Depth of step in tile</b>	Standard: 10 mm - 20 mm Variable: 8 mm - 25 mm upon request
<b>Length</b>	Transportable length up to 20 meters Onsite Rollforming for longer panels



4' RIB - TILE PROFILE



3' RIB - TILE PROFILE

## HANDLING, STORAGE AND INSTALLATION GUIDELINES

1. Lift and bring down panels at its horizontal sides. Lifting may require two to three persons for longer panels.
2. Panels should be stored in dry, shaded and good ventilated area. Avoid contact with wet lumber, soil or chemical contamination. Provide cover if not for immediate use.
3. When panels become wet during storage, separate without delay, remove surface moisture with clean cloth and stack so air can circulate and complete the drying process.
4. Panels should be piled over a pallet 10 cm from ground level and an inclination of 10° minimum.
5. Roof structures and frames must be properly anchored. (Please refer to roofing section detail)
6. The spacing of the purlins must conform to the module distance required for the profile. Ensure that all metal/wood framing are in one plane and levelled.
7. Adjust the purlins at the gutter eaves line by considering the thickness of the fascia board to be used. (Please see spot detail No. 1)
8. Gutters must be installed first prior to the installation of roofing panels.
9. Always align the panels before anchoring to the purlins. For the proper alignment of panels, make sure that the first panel to be laid out properly aligned with the gutter line. Run a string from the edge of the first panel laid out across the last panel to be installed, align and fasten all the rest of the panels using the string line reference.
10. During installation, use rubber soled shoes and always step on or near the purlins to minimize indentations and prevent leakage due to it.
11. Always clean-off debris such as fasteners, rivets, metal filings, metal cuttings and other metallic pieces every each day of installation.
12. Minimize use of touch-up paint.

### ROLLFORMING PLANTS & WAREHOUSES

**La Union:** Poro Point, San Fernando, La Union  
Tel. Nos.: (072) 242 0331 to 32  
Fax No.: (072) 888 4298

**Vigan:** National Highway, Zone II, Bantay, Ilocos Sur

**Laoag:** Brgy. Barit, Bacarra Road, Laoag City, Ilocos Norte  
Tel. No.: (077) 770 3773

**Benguet:** Km. 6, Betag, La Trinidad, Benguet  
Tel. No.: (074) 309 2934

**Calasiao:** Nalsian, Calasiao, Pangasinan  
Tel. Nos.: (075) 523 9799, (075) 517 3970

**Villasias:** MacArthur Highway, Bacag, Villasias, Pangasinan

**Nueva Ecija:** Valenzuela, Maharlika Highway, Sta. Rosa, Nueva Ecija  
Tel. Nos.: (044) 311 0412, (02) 246 5030 Fax No.: (044) 940 0451

**Isabela:** OLMA Bldg., Brgy. Batal, National Highway  
Santiago City, Isabela  
Telefax No.: (078) 305 2118

**Pampanga:** Gloria I, Sindalan, MacArthur Hi-way  
San Fernando, Pampanga  
Telefax No.: (045) 455 2450

**Cainta:** Warehouse 1B, Mercedes Business Park  
Brgy. San Andres, Cainta, Rizal  
Telefax Nos.: (02) 628 1500, (02) 754 6271, (02) 213 1708

**Cavite:** Molino-Paliparan Road, Brgy. Salawag  
Damarinas City, Cavite  
Tel. No.: (046) 850 5075

**Batangas:** Brgy. Soro-Soro Karsada, Batangas City  
Tel. No.: (043) 702 5940

**Lucena:** Purok Jasmin, Brgy. Domoit  
Diversion Road, Lucena City  
Tel. No.: (042) 373 3017

**Bicol:** Princeton Warehouse, San Jose, Pili, Camarines Sur  
Tel. Nos.: (054) 477 7000, (054) 477 0397

**Cebu:** National Hi-way, Tayud, Consolacion, Cebu  
Tel. Nos.: (032) 260 4429, (032) 260 4432

**Iloilo:** Balantang, Jaro, Iloilo City  
Telefax Nos.: (033) 508 5087, (033) 329 4119

**Bacolod:** LKI Bldg., Lacson Extension St.  
Brgy. Singcang-Airport, Bacolod City  
Tel. No.: (034) 435 7175  
Telefax No.: (034) 433 9092

**Tacloban:** National Highway  
Brgy. 82, Marasbaras, Tacloban City  
Tel. No.: (053) 323 6003  
Telefax No.: (053) 323 8222

**Davao:** Bo. Ilang, Davao City  
Tel. Nos.: (082) 238 0052, (082) 238 0593  
(082) 238 0064, (082) 238 0649  
(082) 238 0004, (082) 238 0005

**General Santos:** Km. 3, BTY Compound  
National Hi-way, General Santos City  
Tel. Nos.: (083) 301 9299, (083) 301 9300

**Butuan:** Door 3, Butuan Premier Warehouse  
Sta. Maria, Zamboanga City  
Tel. No.: (085) 342 6497

**Zamboanga:** Veterans Extension  
Sta. Maria, Zamboanga City  
Tel. Nos.: (062) 992 7959, (062) 992 7957

**Cagayan de Oro:** Cor. Malasag Road  
Zone 9, Cugman, Cagayan de Oro City  
Tel. Nos.: (088) 855 1563, (088) 855 1684

**Bukidnon:** Roque Compound, Purok 17-A  
Hagkol Poblacion, Valencia City, Bukidnon  
Tel. No.: (088) 828 3662

**Ozamiz:** Rizal Ave., Lam-an, Ozamiz City  
Tel. Nos.: (088) 521 5002, (088) 521 4998